

We have implemented PaySchools Central, an online payment platform to make fee payments easier for our families. The portal is easy to setup and use. To get started, follow the instructions below.

If you need help along the way, please contact us: Phone: 1-877-393-6628 Email: psc_help@payschools.com

1. Select the "Register" option from the menu. The portal will guide you through the steps you need to follow to establish your account and set up your students.
 2. You will be prompted to enter your contact data and a payment method to activate your account.
 3. Once all information is entered, you will receive an email from PaySchools Central with a link to confirm the registration and create your password. Once your password is saved, you can log in and begin using PaySchools Central as often as you like.
 4. The first time you log in you will need to indicate which student(s) to attach to your account using the Add/View student tab. Students are already loaded in the PaySchools Central System. PaySchools Central utilizes your child's student ID number. If you are unsure of your student's ID number please contact the school.
 5. There are two sections with in PaySchools Central that you can see. The first section is Assigned Fees - these are fees that the school has assigned to your student. The second section is Optional Fees - these are items such as sport fees or spirit wear that are optional for you to purchase or participate in. You will need to view the optional fees to make purchases.
-

Follow the directions to add your students to your account. You will need to know your child's student id number to add them.

Select your State - Michigan

Select your District - Chippewa Valley Schools

Enter your first child's student id and name on the appropriate lines.

Click "Register" to add the student.

Student Name First Name

Add Student / Patron

State
Michigan

District
Chippewa Valley Schools

ID

First Name

Last Name

Register Clear

You should now see you student listed! Continue this process until you have all of your students added.

Pay Schools Central

English(US) \$0.00 Messages User Help

Andrew Staniec

Manage Students/Patrons + Add Student / Patron

District Name	Student Id	School Name	First Name	Last Name
Chippewa Valley Schools	12345678	Dakota High School	My Child First	My Child Last

Back

You can now begin to purchase items for your children!

Security Questions

If you need to contact our support desk for help at any time, we will use the answers to these security questions to determine who we are talking to. Please select 3 questions that may ask you, and provide the answers you will give us when we ask. All answers must be atleast 4 characters in length.

Security Question 1:
Select Question
Your Answer:


Security Question 2:
Select Question
Your Answer:

Security Question 3:
Select Question
Your Answer:

You will be asked to choose security questions and type in your answers to those questions.

You can by-pass this (for now) by clicking on the Submit Later button.

Once you have entered or by-passed the security questions you are ready to begin adding your students to your account!



Welcome to Payschools Central. To add family members to your account, please [Click Here](#)

New User Registration

Email Address*
EX: xy@a@gmail.com

State*
-- Choose your State --

First Name*
First Name

Zip Code*
Zip

Last Name*
Last Name

Country*
-- Choose your Country --

Address Line 1*
Address Line 1

Phone
Phone

Address Line 2
Address Line 2

Mobile
Mobile

City*
City

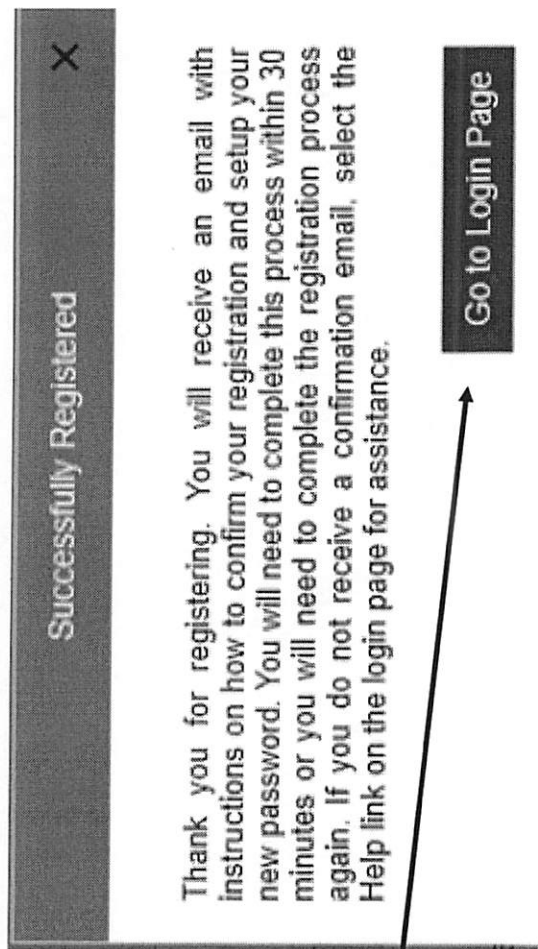
By clicking this box, I agree to the terms of the PaySchools User Agreement

[Back to Sign In page](#) [Register](#)

This is the PaySchools Central Registration Screen. You will need to enter all of the information that it is asking for.

Once your information is entered you must agree to the terms and then click the "Register" button.

You will get a message that looks like this. Follow the directions - you must open the email that PaySchools Central sends you and confirm your registration.



FOR PARENTS

Parents

At Chippewa Valley Schools we believe that parent involvement is the key to a great education. Throughout the school year, parents attend meetings, conferences, building and extracurricular events.

To better communicate with our parents, we sponsor parent-teacher conferences in the fall and spring. These conferences provide an opportunity for parents to discuss their child's progress with our teaching staff. We also sponsor educational nights throughout the year designed to help with a variety of parenting issues and topics.

PARENT GUIDES

Curriculum information and resources for parents of elementary aged children.


 <p>Kindergarten PARENT GUIDE</p> <p>Language Arts Mathematics Science Social Studies</p>	 <p>1st Grade PARENT GUIDE</p> <p>Language Arts Mathematics Science Social Studies</p>	 <p>2nd Grade PARENT GUIDE</p> <p>Language Arts Mathematics Science Social Studies</p>
 <p>Welcome to Chippewa Valley Schools!</p>	 <p>Welcome to Chippewa Valley Schools!</p>	 <p>Welcome to Chippewa Valley Schools!</p>

- Annual Education Reports
- Annual Notices
- Boys and Girls Club of Southeast Michigan
- Calendar
- CARE
- Chippewa Valley Coalition for Youth and Families
- Curriculum
- CVS Tech At Home
- Departments
- District Crisis Team
- District/School Improvement Plans
- Enrollment
- Fifth Grade Maturation Unit
- Fraud Hotline
- Help for Families
- In-District Transfer
- Internet Safety Week Information
- Kindergarten
- Legislative Alerts
- Library Search
- Live Homework Help
- Office 365 Login
- Parent Portal
- Parent Portal - SchoolMessenger Help
- PaySchools Central**
- Preschool
- Promoting Positive Parenting
- PTO/Support Groups Resources
- SACC - School Age Child Care
- School of Choice

The PaySchools Central link for Chippewa Valley Schools can be found on the CVS website in the "For Parents" section. It is located on the right hand side within the gray banner.

Click the link to go to PaySchools Central. This will open to the PaySchools Central log-in screen. You will need to click on the word "Register"

English(US)

 **PaySchools
Central**

Email:

Password:

[Log in](#)

[Register](#) | [Forgot Password](#) | [Privacy](#) | [Terms](#) | [Help](#)

Copyright © 2008-2017 by PaySchools . Version 7.25.16

